500-A

T4NR5E

SEC. COR. Fd. 2"x2" Hub + Tack, flush over 1" sq. head pin per ties 49M. Pg. 4

14	13
23	24

P. Ritcopiro
R. Robben
S. Rinaldo

12 1970

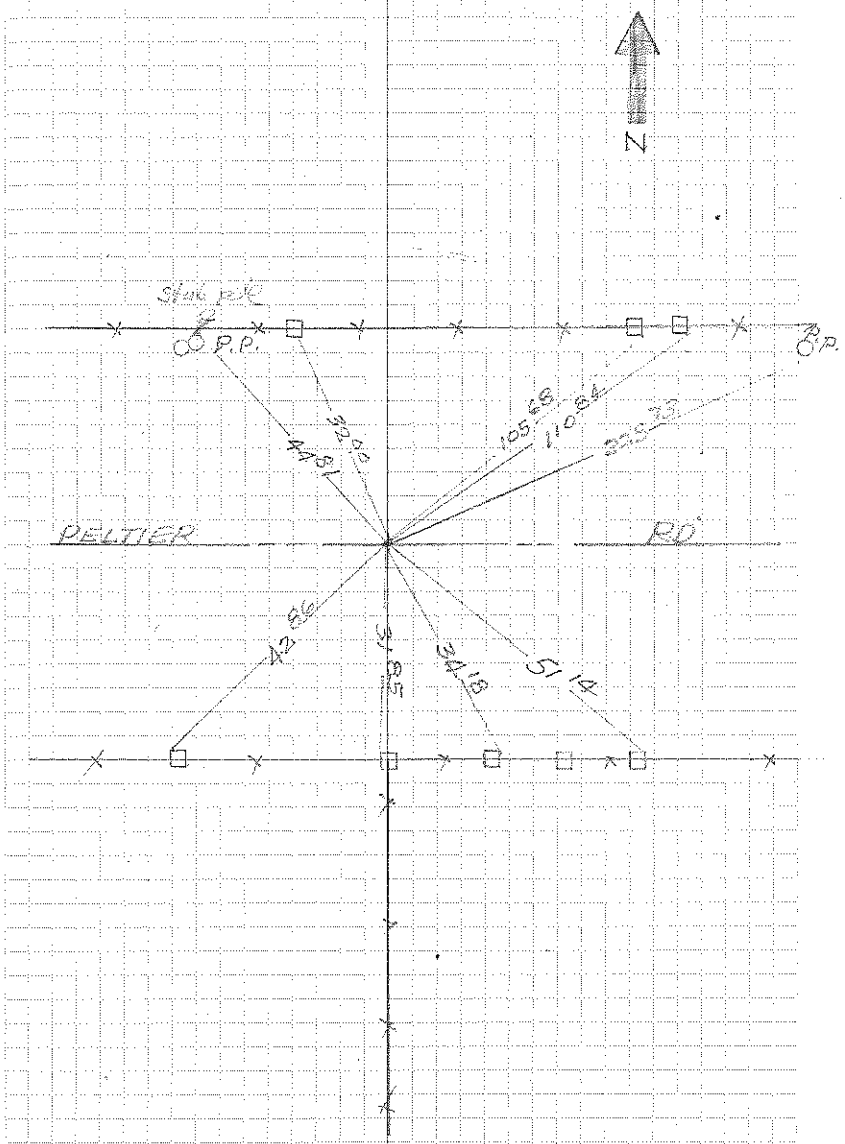

LD [illegible]

500-A

T4NR5E

SEC. COR.	Fd. 2"X2" Hub + Tack flush	14 | 13
	over 1" sq. head p/n	23 | 24
	per tie: 49M. Pg. 4	

P. Picopiro
R. Robben
S. Bradtke

12 1970

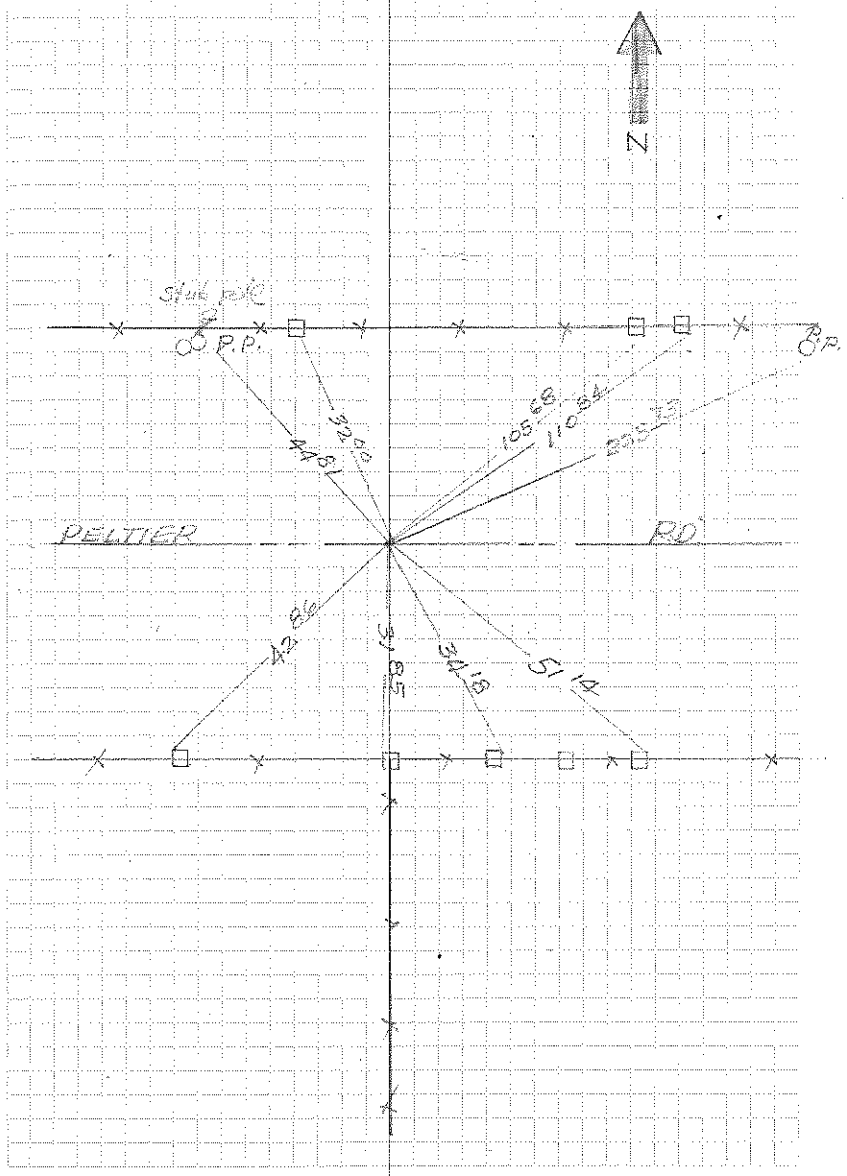

FIELD BOOK
500-A

T4NR5E
13
24

1/4 cor. Fd. 1"x2" stake + tack flush per ties 49M, fig. 5 Dug. fd. 1" sq-head Pin 18" deep. set 2"x2" Hub + tack over

P. Ricapiro
G. Ramalho
R. Rabbon

12- 1970

66

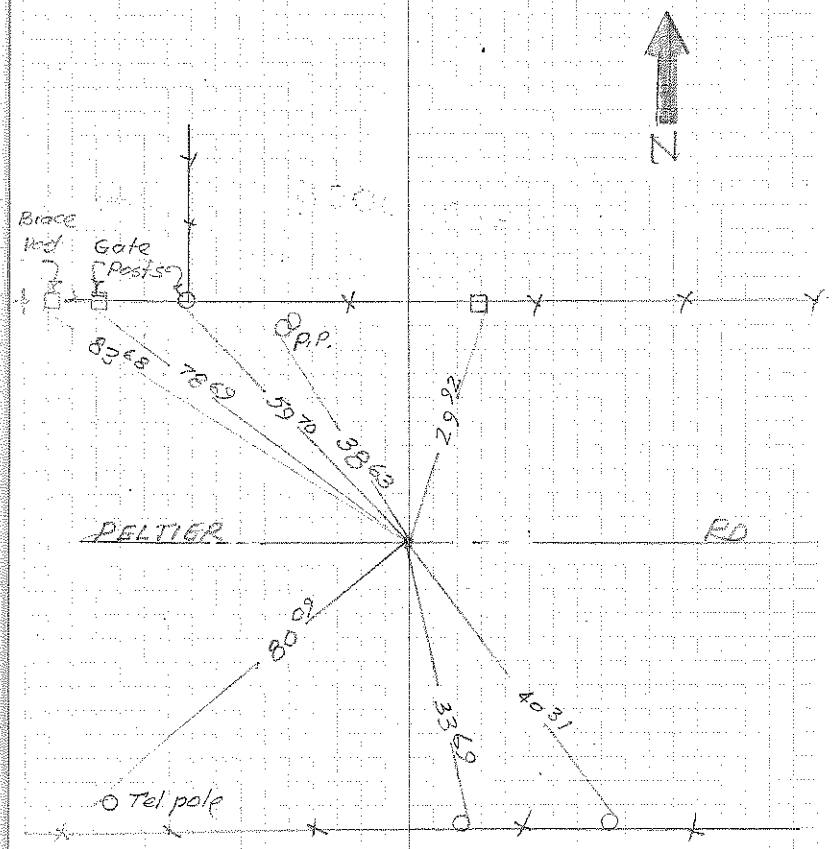

REVISION 2-78 CF Kelley

Fd SJ Co PIN LS 2239
INSIDE 2" I.P, Fd 1" □ PIN 20" deep
RCE 104 AND ½" □ PIN under 2" pipe
REMOVED ALL PINS, SET 3/4" ϕ
IRON PIN W/BRASS CAP STAMPED
RCE 9338 17" deep SET 2x2
HUB & TACK FLUSH

T 4 N

R5E	R6E
13	18
24	19

SEC. COR. Fd. Standard S.J. Co. SEC.
COR. Mon. Brass disk
(FS. Vol 18-236)
Stamped LS 2239 flush
49E Pg. 3 most ties gone
49M Pg. 5 most ties gone

Dug + fd. 1" sq-head Pin,
set in 49M Pg. 5 21" deep
by a ½" I. rod 20" deep.
under the S.J.Co. sec. cor.
mon. inside a 2" I. Pipe 5" dp.
Reset the S.J. Co. sec. cor. mon.
with the 2" I. Pipe over.
(SEE REVISION ABOVE)

P. Pilcopitz
R. Robbon
G. Ramotto

12 1970

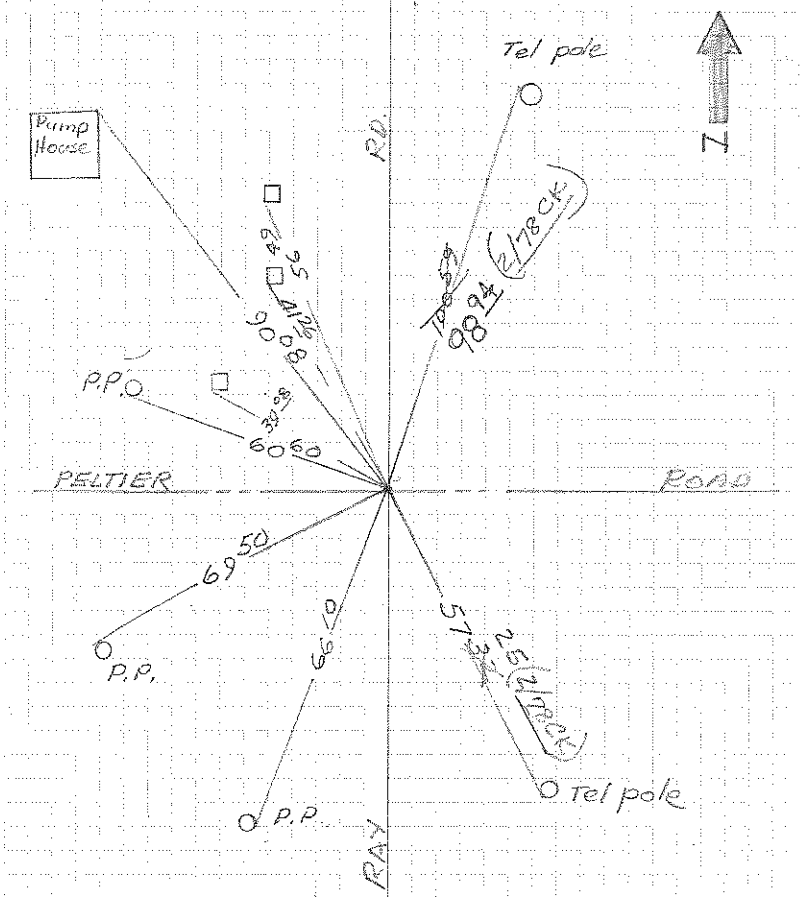

FIELD BOOK
500-A

FIELD BOOK
500-A

T4N R6E
18
19

1/4 COR.

Fd. 1" I. Pipe flush
F.S. Vol. 13-236
Ties in 49 J Pg 32 gens
one tie good in 49M Pg. 6
Lowered 18" deep
Set 2"x2" Hub + Tack over
(didn't find 1" □ Pin per
49M-6)

P. Rilcopiro
R. Robbon
B. Robbon

12- 1970

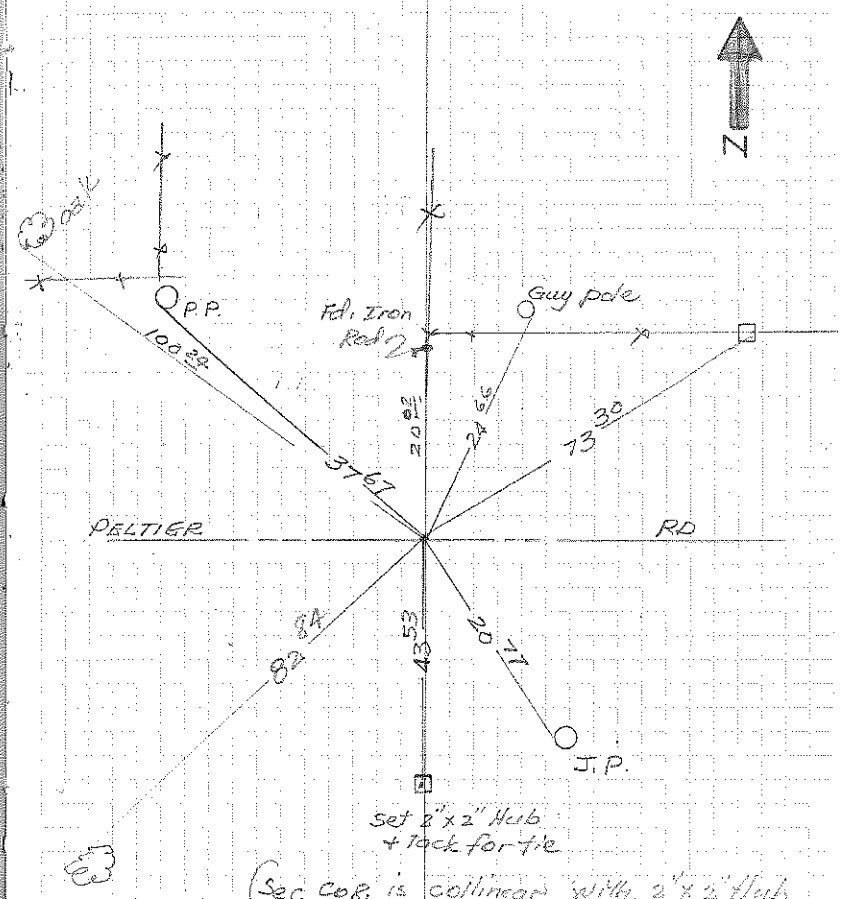

FIELD BOOK
500-A

T4N R6E

18	17
19	20

SEC. COR. Fd. 1" sq. head I. P'n
14" deep per ties in
49 M. Pg. 6 (1 tie good)
The rest gone
All Ties in 49 pg. 53 Gone
Lowered the point 18"
Set 2" X 2" Hub + Tack over

P. Bilogpiro
R. Robson
G. Ramatto

12 1970

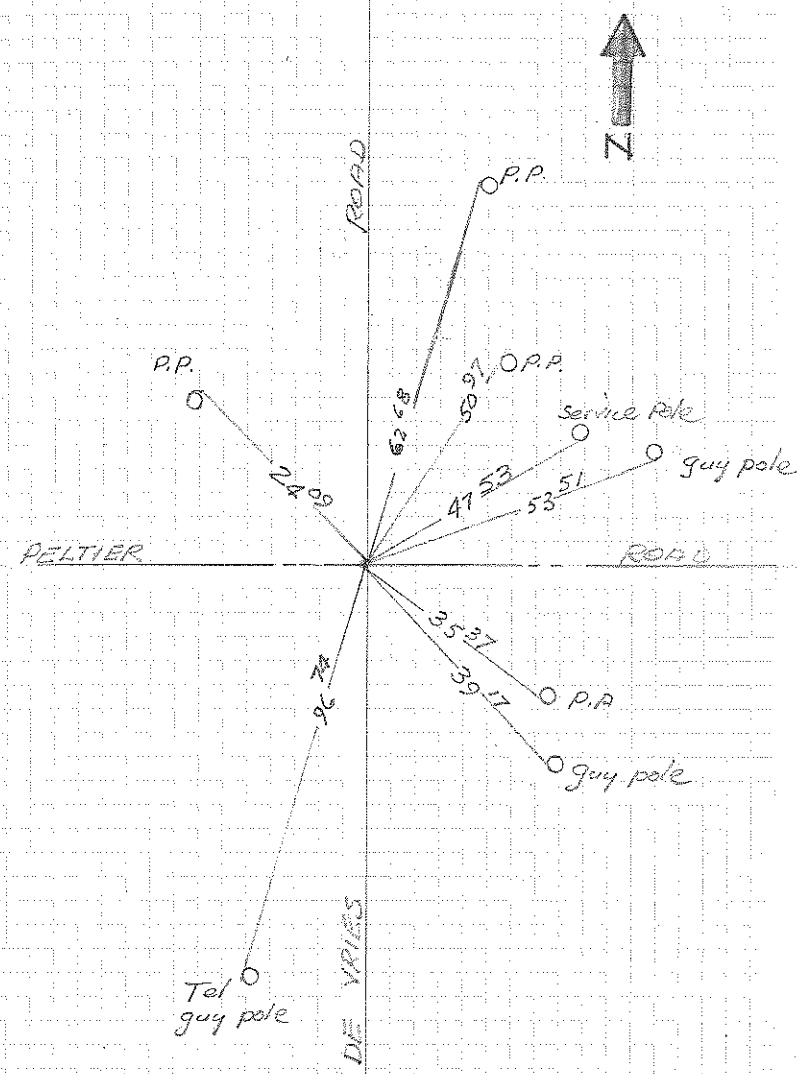

FIELD BOOK

500-A

TANRGE

17

20

1/4 COR. Fd. 1" sq. head pin 18" dp

per 1 tie left in

49M. Pg 7

All Ties in F.B. 49 Pg. 54 gone

2 ties in 49J. Pg. 26 good

Set 2"x2" Hub over

P. Ricopiro
P. Robbon
G. Ravella

12- 1970

70

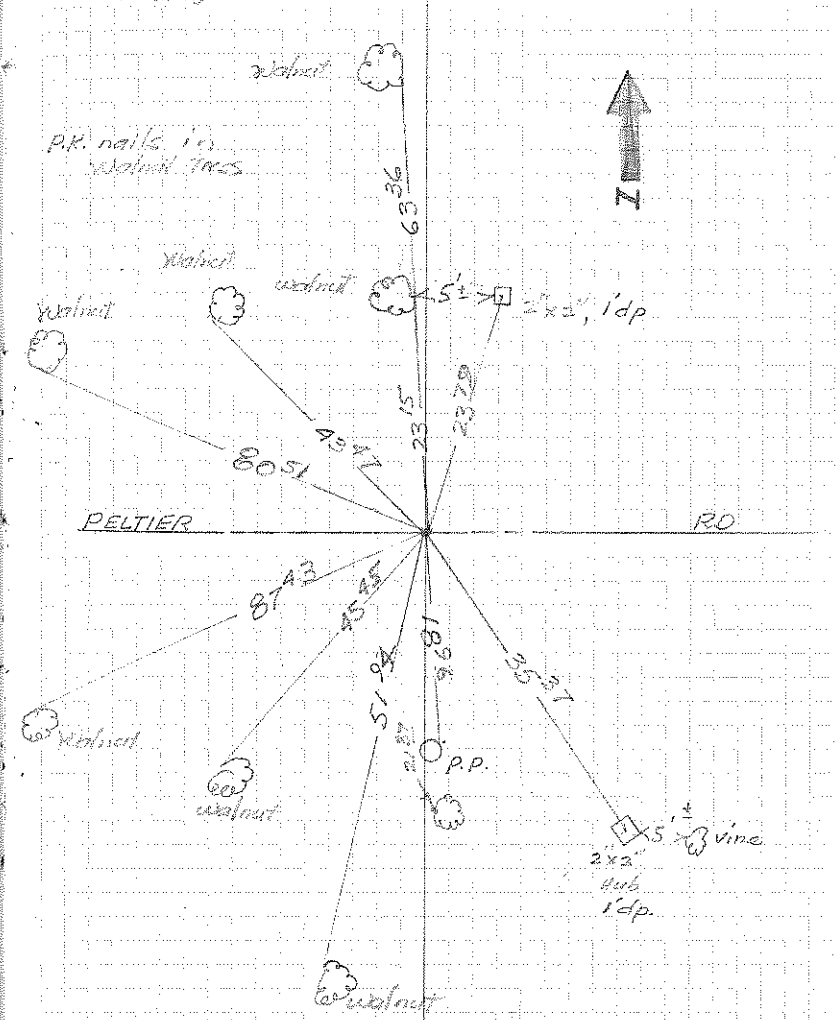

FIELD BOOK

500-A

T4N R6E

17	16
20	21

SEC. COR.

Fd. S. spike & washer flush
per ties 49 M. Pg. 7
All ties in 49 M. Pg. 55 Corr
except from corr. tie to
Dug and found 1" sq. head
pin 22" deep.
Set 2"x2" hub over

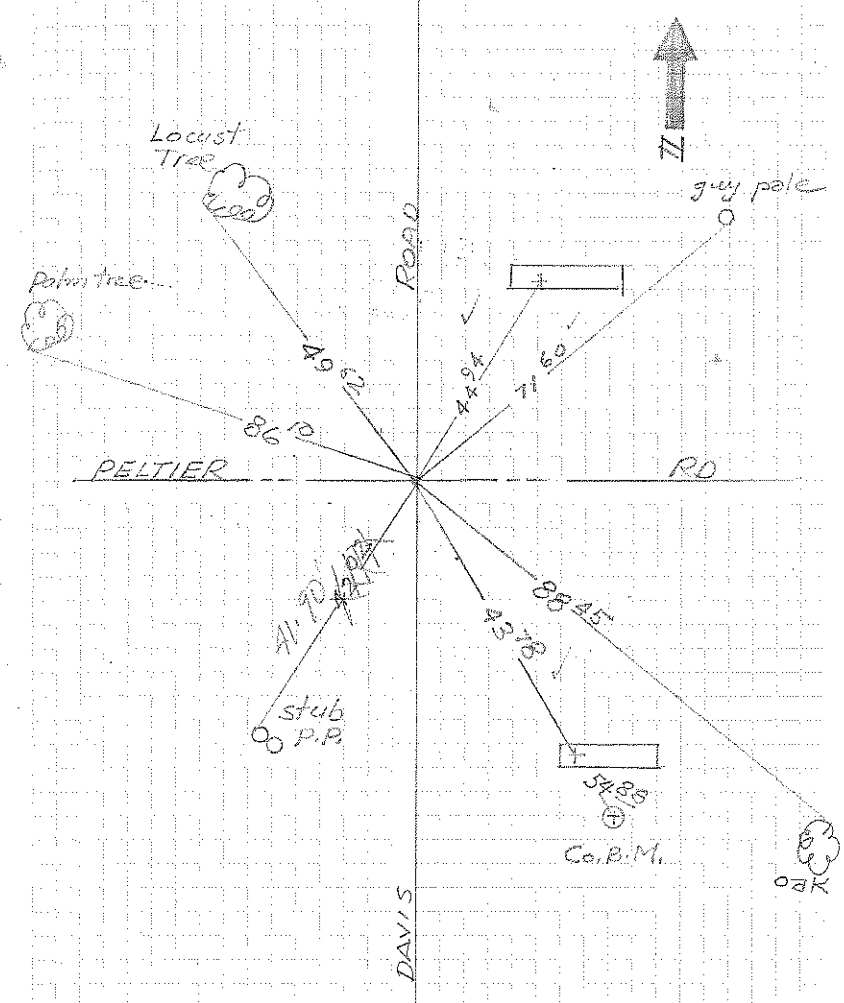

FIELD BOOK
500-A

T4N R6E

1/4 Cor. Fd. I. Brass washer flush 16/21
lowered 1.9", set 2"x2" over.
All Ties in 49 J Pg. 45 Gone
(calls for axle)
used Ties in FB. 424 Pg. 16
(calls for pin & washer)

P. Pilcopiro
R. Kolbon
G. Ramalho

12- 1970

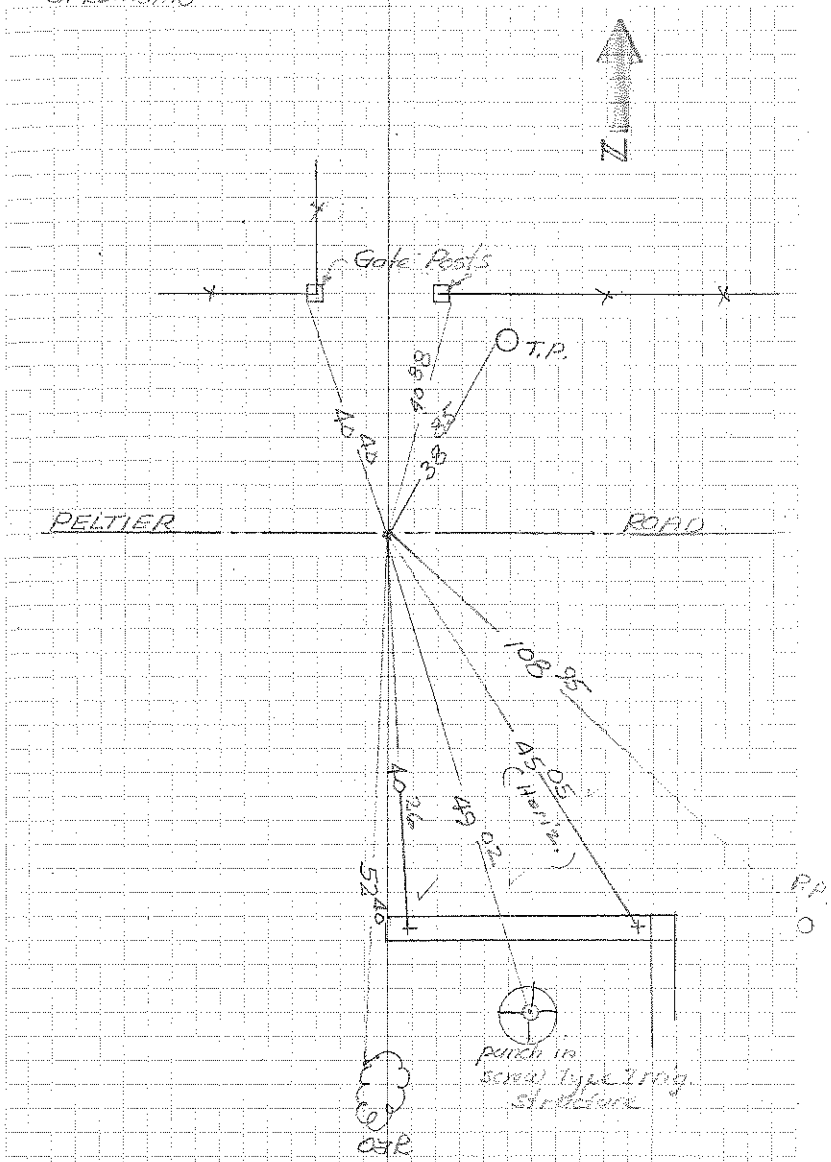

FIELD BOOK

500-A

TAN R 6E

1/4 COR. Fd. 4"x4" conc. mon. 18 | 17

0.5' deep F.B. 384 Pg. 77

49 F Pg. 42 (I. Pin)

All Ties in 49 F-42

gone except 2 Ties

NEW Ties 500 K PG 1

P. Rikovira
R. Rabbon
G. Ronotto

Dec. 1970

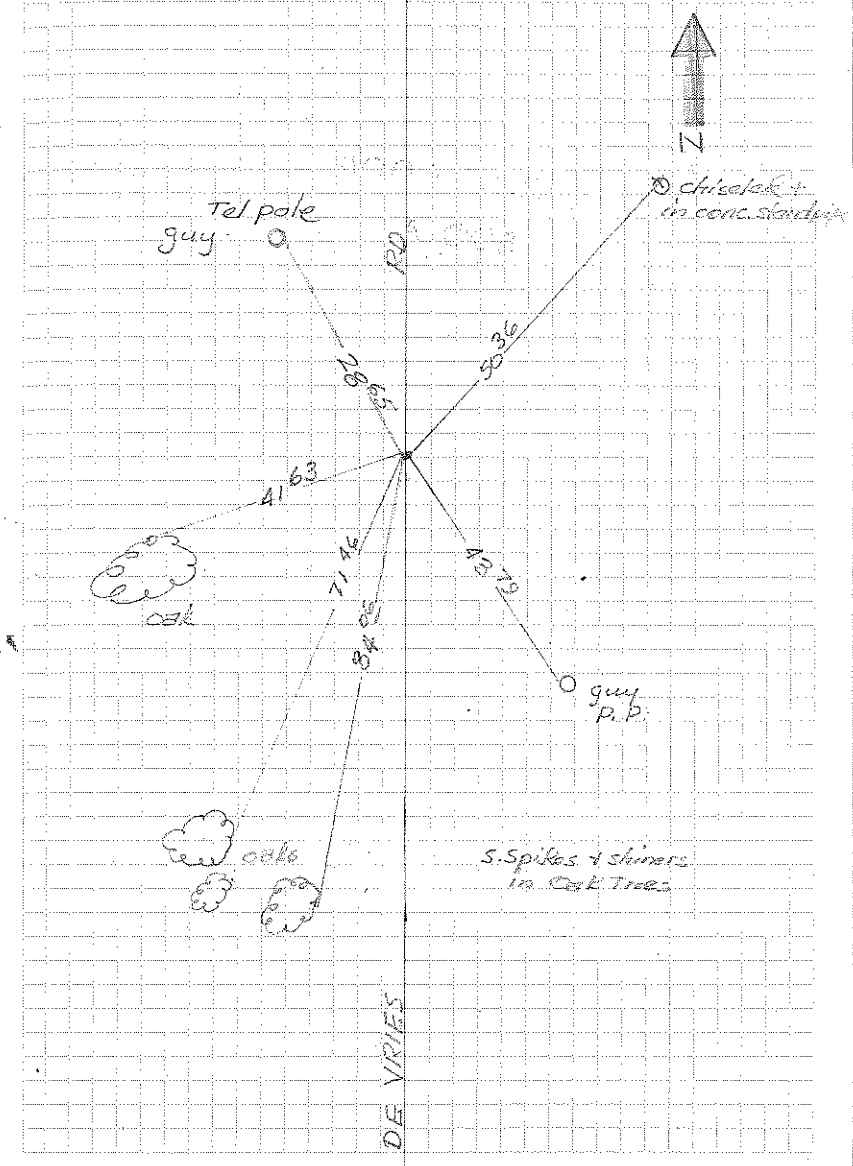

FIELD BOOK
500-A

T4N R6E

1/4 COR. Fd. S. Spike in 2"x2" Hub 17/16
per Ties in 49V. pg. 58

See Page 78
For Ties

P. Rilcopiro
G. Kowalke
R. Robson

12-16-70

74

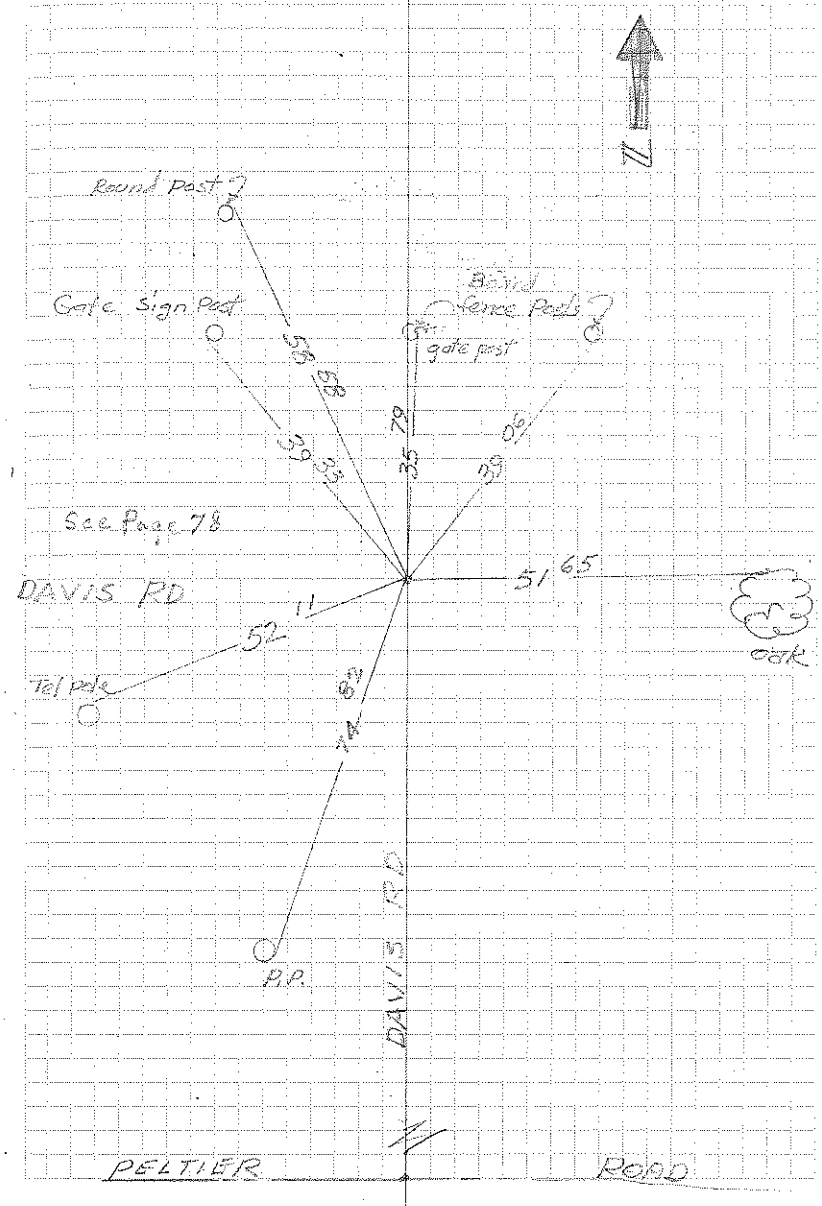

FIELD BOOK
500-A

T 4 N
R5E R6E

1/4 COR. Fd. 1" I. Pipe flush 24 | 19
Set in R.S. Vol. 13-236
All Ties in 49 K pg 29
gone

P. Ricciopro
G. Panatta
R. Ribbon

12-16-70

75

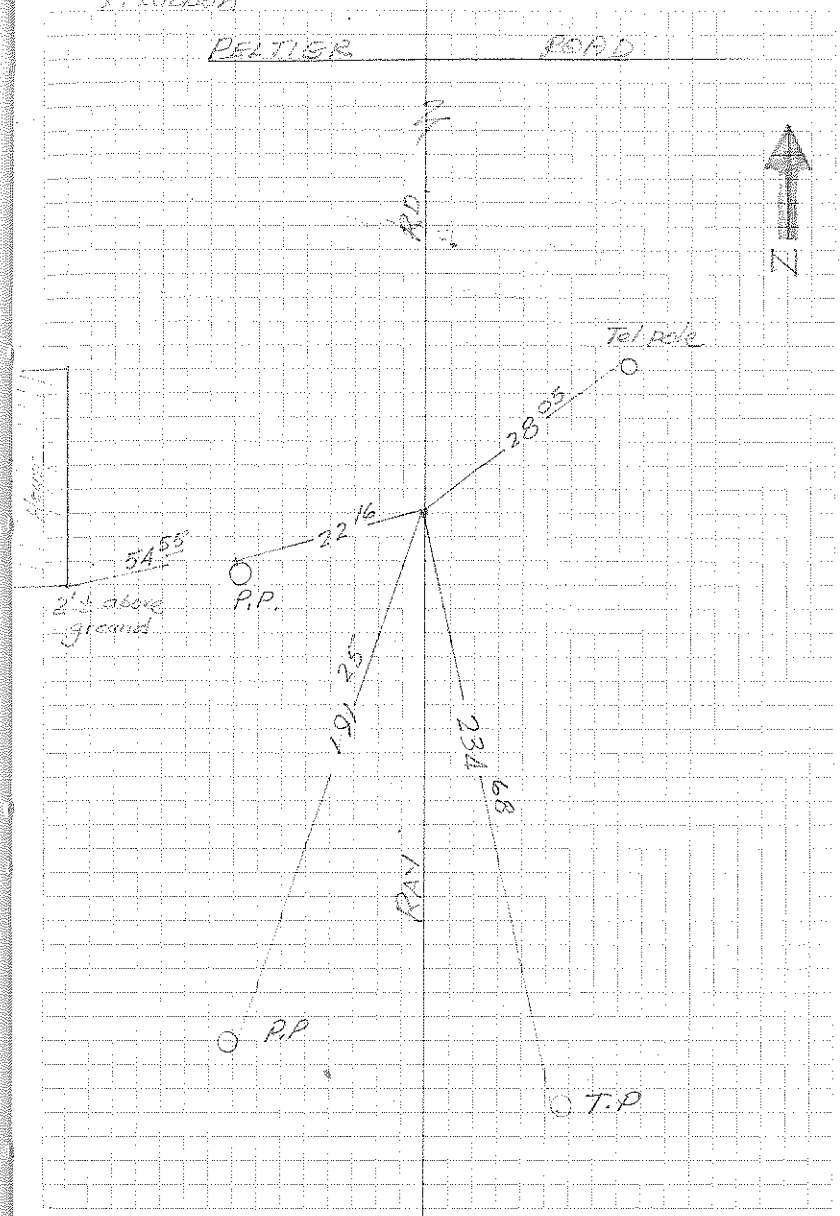

FIELD BOOK
500-A

TANRGE

16	15
21	22

SEC. COR Fd. 2"x2" Hub flush
Ties in 42P - Pg. 57 gone
except one.

M. Bilcowitz
G. Ramolino
R. Rabbon

12-16-70

76

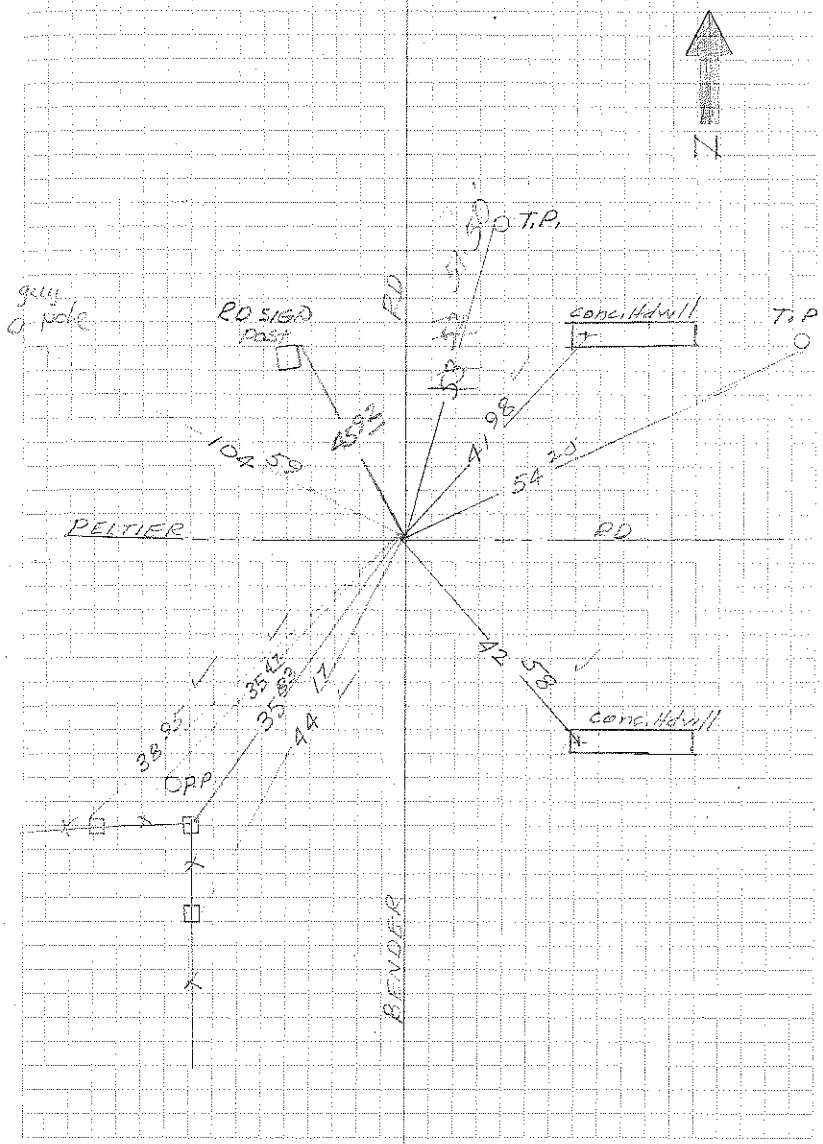

FIELD BOOK
500-A

SEC. COR. (Sq. Top) Fd. axle (Harrows Tooth in 49F page 71 and 49T Pg 74)

T3N RTE

19	20
30	29

P. Bikapiro
R. Robbon
G. Ramalho

2-23-71

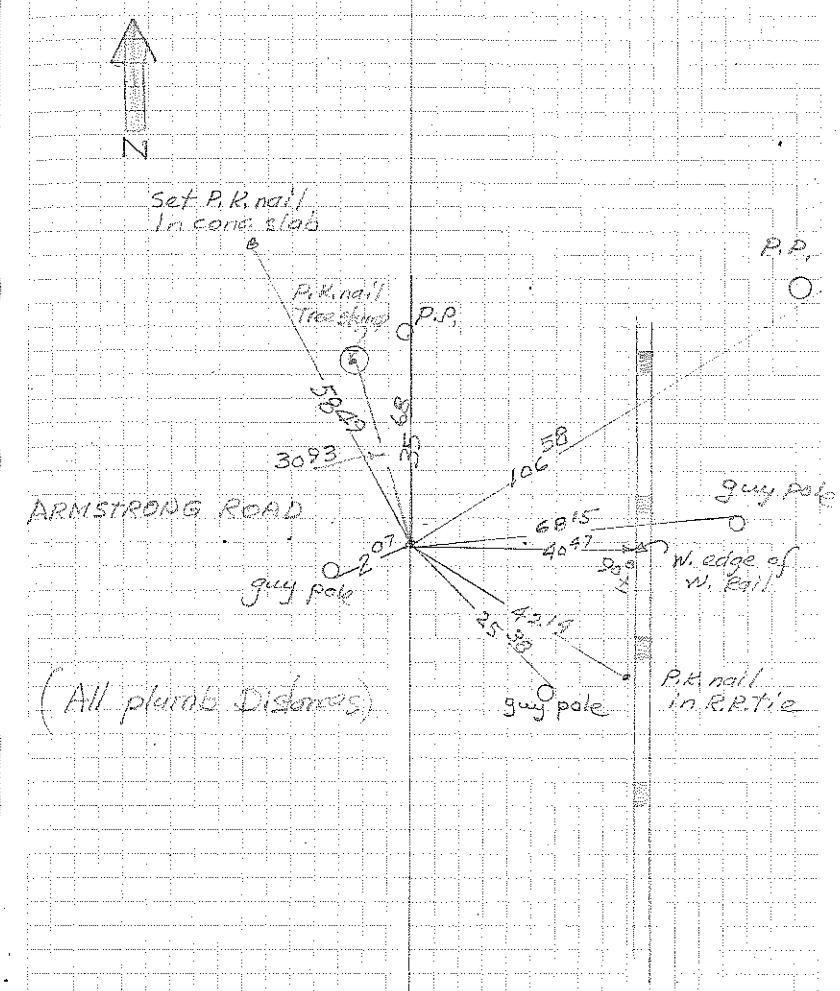

(All plumb Distances)

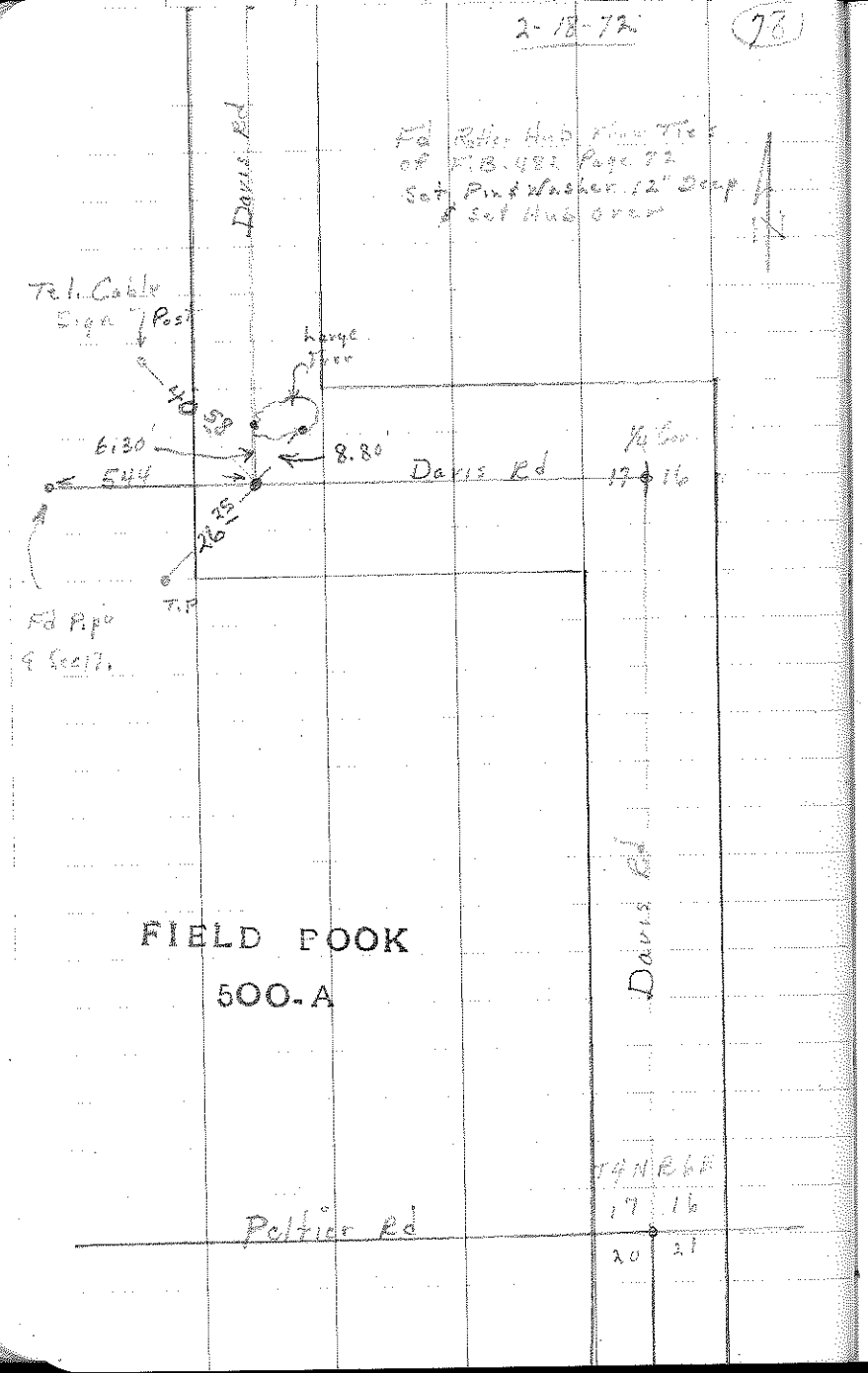

CURVE AND REDUCTION TABLES

Published by Eugene Dietzgen Co.

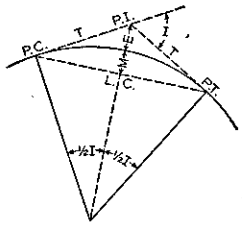

CURVE FORMULAS

1. Radius : $R = \dfrac{50}{\sin D/2}$
2. Degree of Curve: $D = 100\dfrac{I}{L}$. Also, $\sin D/2 = \dfrac{50}{R}$
3. Tangent : $T = R \tan \frac{1}{2} I$. Also, $T = \dfrac{T \text{ for } 1° \text{ curve}}{D} + C$.
4. Length of Curve: $L = 100\dfrac{I}{D}$
5. Long Chord : $L.C. = 2R \sin \frac{1}{2} I$.
6. Middle Ordinate: $M = R\,(1 - \cos \frac{1}{2} I)$
7. External : $E = \dfrac{R}{\cos \frac{1}{2} I} - R$. Also, $E = T \tan \frac{1}{4} I$.

EXPLANATION AND USE OF TABLES

Given P.I. Sta. 83+40.7, I = 45° 20′ and D = 6°30′ find:

Stations—P. C. = P. I. − T. $T = \dfrac{T \text{ for } 1° \text{ Curve}}{D} + C$. From Tables V and VI $T = \dfrac{2398.8}{6.5} + .197 = 368.32 = 3 + 68.32$. Sta. P. C. = 83+40.7 − (3+68.32) = 79+72.38. P. T. = P. C. + L, and $L = 100\,\dfrac{I}{D} = 100\,\dfrac{45.33}{6.5} = 697.38$ Therefore, P. T. = (79+72.38) + (6+97.38) = 86+69.76.

Offsets—Tangent offsets vary (approximately) directly with D and with the square of the distance. From Table III Tangent Offset for 100 feet = 5.669 feet. Distance = 80 − Sta. P. C. = 27.62. Hence offset $= 5.66 \times \left(\dfrac{27.62}{100}\right)^2 = .432$ ft. Also, square of any distance, divided by twice the radius equals (approximately) the distance from tangent to curve. Thus $(27.62)^2 \div (2 \times 881.95) = .432$ ft.

Deflections—Deflection angle = ½ D for 100 ft., ¼ D for 50 ft., etc. For "X" ft., Deflection Angle (in minutes) = .3 × X × D. For Sta. 80 of above curve Deflection Angle = .3 × 27.62 × 6.5 = 53.86′. Also Deflection Angle = dfl. for 1 ft. from Table III × X = 1.95 × 27.62 = 53.86′. For Sta. 181 Deflection Angle $= 53.86' + \dfrac{6° 30'}{2} = 4° 8.86'$.

Externals—From Table V for 1° curve, with central angle of 45° 20′, E = 479.6. Therefore, for 6° 30′ curve, $E = \dfrac{479.6}{6.5} +$ Correction from Table VI = 7.378 + .039 = 7.417.